


# 21.68%

## Maximum Module Efficiency

## Ideal for **Utility** & **Commercial** Installations



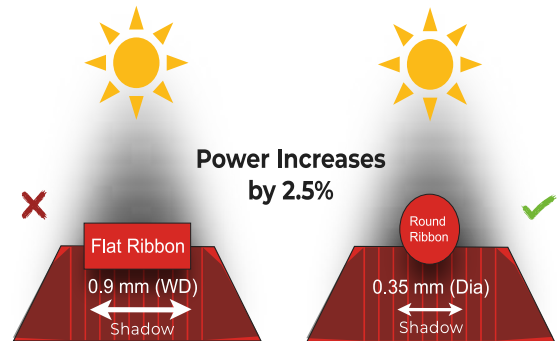
Generate Power from  
**Both Sides**

Direct  
Sunlight

Upto 30%  
Extra power

Reflected  
Sunlight

Round Ribbon for  
**Lower Shading on Cell**



FRONT SIDE ELECTRICAL DATA (STC)					
Model No.	G2X1620T-UHAD	G2X1635T-UHAD	G2X1650T-UHAD	G2X1665T-UHAD	G2X1680T-UHAD
Peak Power Output -Pmax(Wp)	540	545	550	555	560
Power Output Tolerance (Wp)	0 ~ +5	0 ~ +5	0 ~ +5	0 ~ +5	0 ~ +5
Open Circuit Voltage-Voc(V)	49.23	49.34	49.48	49.60	49.70
Maximum Power Voltage-Vmpp(V)	41.80	41.94	42.06	42.16	42.25
Short circuit current-Isc(A)	13.79	13.86	13.92	14.04	14.14
Maximum Power Current-Imp(A)	12.92	13.00	13.08	13.16	13.26
Module Efficiency (%)	20.90	21.10	21.29	21.48	21.68
Fill Factor (%)	79.54	79.70	79.85	79.70	79.69

\* (STC) = 1000 W/m<sup>2</sup> Irradiance, Air Mass 1.5 and 25°C Cell Temperature

ELECTRICAL DATA (NOCT)					
Peak Power Output -Pmax(Wp)	401.22	404.94	408.65	412.37	416.08
Open Circuit Current-Voc(V)	45.78	45.89	46.02	46.13	46.22
Maximum Power Voltage-Vmpp(V)	38.25	38.38	38.48	38.54	38.66
Short circuit current-Isc(A)	11.20	11.25	11.30	11.40	11.48
Maximum Power Current-Imp(A)	10.49	10.56	10.62	10.69	10.77

\* (NOCT) = 800 W/m<sup>2</sup> Irradiance, Air Mass 1.5, Ambient Temperature 20°C and Wind Speed 1 m/s

TOTAL POWER (FRONT+BACK)						
With 10% Gain	Peak Power (Wp)	594	600	605	611	616
	Efficiency $\eta_m$ (%)	22.99	23.23	23.42	23.65	23.85
With 15% Gain	Peak Power (Wp)	621	627	633	638	644
	Efficiency $\eta_m$ (%)	24.04	24.27	24.50	24.70	24.93
With 20% Gain	Peak Power (Wp)	648	654	660	666	672
	Efficiency $\eta_m$ (%)	25.08	25.32	25.55	25.78	26.01
With 25% Gain	Peak Power (Wp)	675	681	688	694	700
	Efficiency $\eta_m$ (%)	26.13	26.36	26.63	26.87	27.10
With 30% Gain	Peak Power (Wp)	702	709	715	722	728
	Efficiency $\eta_m$ (%)	27.18	27.45	27.68	27.95	28.18

MECHANICAL DATA	
Solar Cells Per Module (units)	144
Cells Configuration (Matrix)	12 × 6    12 × 6
Cell Size (mm)	91 × 182
Length(L) × Width(W) × Thickness(T) in mm	2278 × 1134 × 35
Area of module (sq-m)	2.583252
Weight of module (kg)	27.1 ± 2%

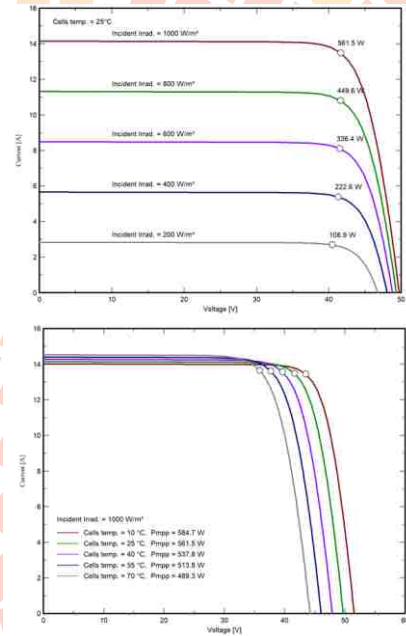
Cell Type	Mono-crystalline PERC (91 × 182)
Junction Box	IP 68 rated Split Junction Box with Individual Bypass Diode
Connector	IP 68 rated MC4 Compatible
Front Cover(Glass)	3.2 mm Low Iron High Transmission AR Coated Tempered Glass
Back Cover (Backsheet)	Transparent Backsheet (Composite Film)
Encapsulant	PID Free and UV Resistant
Frame	Anodized Aluminum Frame
Application Class Rating	Class A
Safety Class Rating	Class II
Fire Safety	Class C
Mechanical Load	Snow Load 5400 Pa, Wind Load 2400 Pa
Cable Type	4 mm <sup>2</sup>

TEMPERATURE RATINGS	
NOCT	45°C ± 2°C
Temperature Coefficient of Pmax	-0.39% /°C
Temperature Coefficient of Voc	-0.30% /°C
Temperature coefficient of Isc	0.06% /°C
Temperature Range	-40°C to +85°C

Maximum System Voltage	1500V DC
Maximum Series Fuse Rating	30A

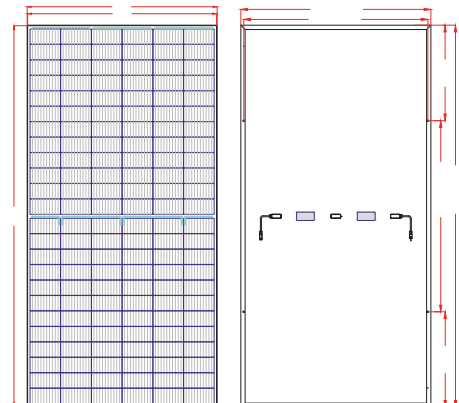
PACKING CONFIGURATION	
Container	40' HQ
Pieces per Pallet	31
Pallets per container	20
Pieces per container	620

### Characteristic Curves



**12 Years Product Warranty**  
**25 Years Power Output Warranty**

### Engineering Drawings



Specifications provided in the datasheet are subject to change without Prior notice.